




# SWIVELLING AUTOMATIC HOSE REELS IN PAINTED STEEL FOR OIL, ANTIFREEZE AND SIMILAR FLUIDS FROM 88 TO 160 bar


Equipped with:

- Black synthetic rubber hoses 1SC
- Galvanized steel connections
- Galvanized steel 90° swivelling joint
- Polyurethane seals

Article	L. hose	Ø hose	Max pressure	Inlet-Outlet	S-400
071-1206-400	without hose	-	-	F1/2"G - M1/2"G	
071-1206-310	10 m	3/8"	180 bar	F1/2"G - M1/2"G	
071-1206-410	10 m	1/2"	160 bar	F1/2"G - M1/2"G	

Article	L. hose	Ø hose	Max pressure	Inlet-Outlet	S-460
071-1306-400	without hose	-	-	F1/2"G - M1/2"G	
071-1306-315	15 m	3/8"	180 bar	F1/2"G - M1/2"G	
071-1306-415	15 m	1/2"	160 bar	F1/2"G - M1/2"G	
071-1306-418	18 m	1/2"	160 bar	F1/2"G - M1/2"G	

Article	L. hose	Ø hose	Max pressure	Inlet-Outlet	S-550
071-1406-400	without hose	-	-	F1/2"G - M1/2"G	
071-1406-500	without hose	-	-	F1"G - M3/4"G	
071-1406-420	20 m	1/2"	160 bar	F1/2"G - M1/2"G	
071-1406-425	25 m	1/2"	160 bar	F1/2"G - M1/2"G	
071-1406-515	15 m	3/4"	105 bar	F1"G - M3/4"G	

Article	L. hose	Ø hose	Max pressure	Inlet-Outlet	S-555
	without hose				
071-1506-400	without hose	-	-	F1/2"G - M1/2"G	
071-1506-500	without hose	-	-	F1"G - M3/4"G	
071-1506-600		-	-	F1"G - M1"G	
071-1506-430	30 m	1/2"	160 bar	F1/2"G - M1/2"G	
071-1506-520	20 m	3/4"	105 bar	F1"G - M3/4"G	
071-1506-615	15 m	1"	88 bar	F1"G - M1"G	

## OVERALL DIMENSIONS SWIVELLING VERSION

Mod.	A	B	C	D	E	F	G	H				
S-400	150	120	168	196	95	460	400	550	13,50	<20,50	0,084	1
S-460	150	120	168	196	95	490	460	575	17,50	<24,00	0,094	1
S-550	200	150	225	270	120	572	550	680	23,00	<45,00	0,130	1
S-555	250	200	225	270	170	572	550	680	27,00	<54,00	0,150	1

